


Great Barrier Reef


Pack



# Life in the Great Barrier Reef

The INCREDIBLE Great Barrier Reef!

Let's learn about life under the sea with these  
AMAZING facts and photos!



# Key Learning




- Know some marine animals that live in the Great Barrier Reef.
- Learn facts about marine animals.

## Global Goals




## Marine Biodiversity


- There is so much life in the GREAT BARRIER REEF!
- Marine biodiversity means all the different types of creatures that live in the world's oceans and seas.
- The world is covered with approximately 70% water.
- The amount of life in the oceans is HUGE.




# Sing-a-long





Chant or make up a simple tune to sing-a-long!



Down in the reef  
Fish swim side by side,  
Underwater turtles  
On giant waves they ride.




Down in the reef  
The coral bold and bright,  
Blankets on the sea bed  
Clams hide and close up tight.



Down in the reef  
The coral it is shrinking,  
Overfishing and pollution  
What are the humans thinking?





Down in the reef  
It's a special place to be,  
So recycle all your plastic  
Protect the planet for you and me!





# Down in the Reef

In the Great Barrier Reef creatures come in all shapes and sizes!




# Small to BIG


In the Great Barrier Reef creatures come in all shapes and sizes!

From the very small to VERY LARGE.


Go outside and draw these creatures with chalk. Draw them in size order!



**Stout Infantfish**



**Puffer Fish**



**Whale Shark**



### **Stout infantfish**

The smallest fish in the Great Barreir Reef! It's only 7 millimeters long.




### **Whale shark**

The largest marine creature can grow up to 12 metres long!



### **Puffer Fish**

They blow up their bodies to look larger than they actually are - HOW COOL IS THAT!



# Watch Out!



Here are some of the DEADLIEST creatures in the Great Barrier Reef - EEK!!



## Box Jellyfish

Their venom is one of the deadliest in the whole world! They are also known as sea wasps because of their powerful sting!



## Blue Ringed Octopus

These beautiful creatures have bold, blue and coloured rings. These rings are a warning to STAY AWAY!



## Stone Fish

These lumpy fish sit on the bottom of the ocean floor. They can totally camouflage! They are very dangerous with deadly venom.

# Hide and Seek Time



Coral reef makes AWESOME hiding places for marine life.  
What can you see hiding in the coral?

**Challenge** Can you pretend to be these creatures? Go outside and play hide and seek!

**Day Octopus** love hiding in the reef.  
When they don't want to be found they put pieces of coral on top of their bodies - SO CLEVER!

**Mantis Shrimp** have MASSIVE claws that they use to protect themselves!

Every night **Parrot Fish** spit out mucus from their mouths which covers their entire body - YUK!







# Seriously Strange

Get ready to meet these strange and completely wonderful creatures!

Creature Images



Is it a piece of seaweed? NO! It's a **Leafy Sea Dragon**! Their amazing bodies are designed to blend in with the seaweed - SO COOL!



Can you make a Leafy Sea Dragon using real leaves and playdough?



It's not a Christmas tree- it's just a **Christmas tree worm**! These awesome creatures come in many colours, orange, yellow, blue and white!

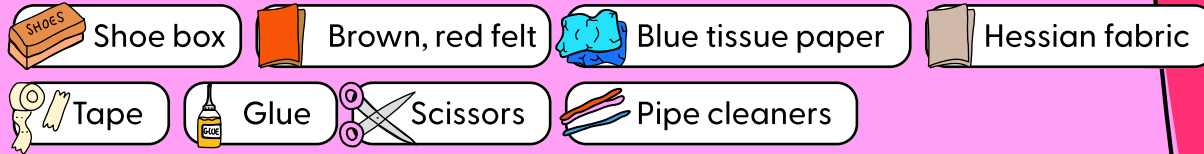
Feeling musical? This **trumpet fish** may not sound like a trumpet but knows how to put on a show. It approaches its prey from above, sucking it into its long snout.



This is not an elephant BUT is closely related to one!  
It's a **DUGONG!**  
They are very gentle and have excellent memory!

# Make a Coral Reef

Use mixed media to make a shoe box coral reef!



Inside activity




**1**  
**Gather the bits of materials that you need.**



**2**  
**Glue the blue tissue paper around the box.**

Stick down hessian fabric to the bottom of the box. Cut out rocks out of brown felt.



**3**  
**Cut swirly shapes out of felt and stick on the blue tissue paper. Twist pipe cleaners and push into the hessian.**

# Make an Ocean Instrument!

Inside activity




Make your own ocean melodies by making an ocean instrument!

 A stick with 2 branches  Colourful string  Old buttons




1

**Find a stick with 2 or 3 branches.**




2

**Wrap a short piece of string around each branch.**




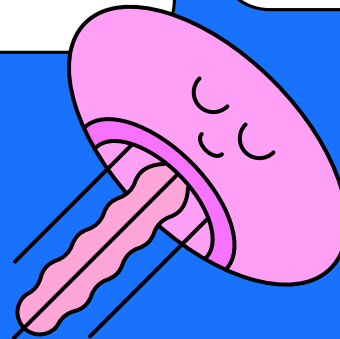

3

**Thread dried pasta, buttons or foil milk bottle tops onto the string.**



4

**Swing it and bash it to make an ocean melody!**



# Coral Reef Nature Art

Use nature to make a colourful coral picture!

 Long sticks  Flowers  Leaves  Stones  Blue paper

Outside activity 



1

**Collect 4 sticks to use as a picture frame.**



2

**Gather colourful leaves, flowers and stones.**



3

**Start creating your image. Use leaves and flowers to create your coral. Take a photograph of your creation.**

# Mini-Raft Making

Build a raft that can float on the water!

Outside activity




**1**  
**Gather sticks, leaves and string to create your raft!**



**2**  
**Cut the sticks to equal length.**



Tie the sticks together at the top and bottom by twisting the string around each stick and pulling it tight. Tie knots at the end to secure it.



**3**  
**Push a leaf into the sticks - this is your sail!**



**4**  
**Test your raft! Have a raft race with your friend!**





# The Great Barrier Reef

World's largest coral reef can be seen from SPACE!

The coral reef is slowly being destroyed:



**Overfishing**



**Climate change**



**Pollution**




# How to help Coral Reefs!

Choose **sustainable seafood!**




**Don't buy coral as presents.**

Keep corals alive in the ocean!



**Pick up trash!**

Actively volunteer to **clean up a beach** or your local area!




**Turn off lights** and cut down on using energy! This will reduce greenhouse gases.



**Keep learning!**

Learn more about coral reefs with Earth Cubs! Tell your friends, families and teachers!








**Well done Earth Cubs!**

**You have seen and learned about  
the amazing Great Barrier Reef!**





[earthcubs.com](http://earthcubs.com)

© Earth Cubs. All rights reserved.

# Play the FREE Earth Cubs app!

