



An Outdoor Adventure

Go outside, make nature crowns and become king/queen on the rainforest, identify plants and get messy!



Lesson Plan



Teaching steps

To prep, identify a short walking route for your class. This could be a pathway over grass, a woodland area, over the playground or mud. You may want to add some obstacles for children to navigate, tree stumps or cones.
Print out **Antonio the Anteater mask**.

- 1 Start your lesson with the **Rainforest Fact 2 video**!
- 2 Show the **What is a Rainforest?** presentation and introduce **Antonio the Anteater mask**. Shall we take Antonio with us to look at our environment?
- 3 Ask children to take off their shoes and socks, take them on a short route around the outdoor area. Describe your sensations and feelings and tell Antonio how it compares to the rainforest.
- 4 On the journey, use **Antonio the Anteater mask** to tell children a fact about the rainforest.
- 5 Rainforests are very important as the trees of the rainforest give much of the Earth's oxygen. Do these trees give us oxygen?
- 6 Take photographs of children throughout the process, print out a selection to create a 'rainforest' learning wall, also adding any new vocabulary to the wall.

Activity ideas

- Read the **Maria's Letter comic** and talk about her day. How is your day different? Go outside, with a friend pretend to act out some things that Maria does. Complete the worksheet **Maria and Me** to record your ideas!
- Go outside and place a large hoop on the ground to mark out an area, examine the plants and leaves using the **Plant Identification**. How do they compare to the plants/leaves in the rainforest?
- Make a Nature Crown** and be king/queen of the rainforest.

Ideas for continuous provision

- In a tuff tray, provide real grass and mud. Allow children to dig with spoons; fill a variety of containers; use magnifying glasses and explore.
- Ask children to independently wash their hands and feet at the end of the trail. Provide water, soap and towels.
Extend the activity by placing eco glitter on children's hands to show how germs are spread and encourage good hygiene.

Resources

We will provide

- What is a Rainforest?
- Maria's Letter comic
- Plant Identification
- Maria and Me
- Make a Nature Crown
- Antonio the Anteater Mask
- Rainforest Fact 2 video
[Link to Earth Cubs video](#)

You will need

- Magnifying glasses
- Buckets of water
- Eco glitter
- Hoops
- Tuff trays
- Grass & mud
- Spoons
- Containers
- Tablets
- Interactive whiteboard

Reception (Development Matters)

Learning intention

Describe what they see, hear and feel whilst outside.

Understanding the World

Observation opportunities

Recognise some similarities and differences between life in this country and life in other countries.

Understanding the World

Explore, use and refine a variety of artistic effects to express their ideas and feelings.

Expressive Arts and Design


Key questions & vocabulary

- Have you heard about rainforests before?
- What is a rainforest?
- What's same/different from our woodland?
- What could you meet in a rainforest?

rainforest

environment

woodland




Squaaawk!

Be mindful that children can wipe out a whole area of plant life when gathering.



What is a Rainforest?


Learn about what makes Rainforests so amazing!






What are rainforests?

Rainforests are warm, wet and have lots and lots of trees! They have millions of plants and animals.





Why are they important?

The plants and trees make much of the world's oxygen - we need that to breathe!



There are 2 types of rainforest!






Temperate are young rainforests they are less than 10,000 years old.





Tropical Rainforests

Tropical rainforests are around the equator. They can be millions of years old.




Plant Identification




Activity


Go outside, can you find any of these leaves or plants?




Clover




Buttercup




Pine leaf




Holly leaf




**Horse
chestnut leaf**




Moss



Daisy



Oak leaf



Dandelion

Maria and Me



Activity

Read the comic **Maria's letter**. Go outside. Can you act out things Maria does in her day?

My Day

Morning

Afternoon

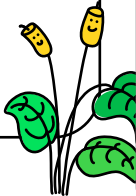

Evening

Maria's Day

Morning

Afternoon

Evening




Rainforest




Comic



Maria's Letter





Olá Earth Cubs!

My name is Maria.


My home is in Brazil.



**Each day I wake up as the
sun rises at 5am.**

I go to school all day.

**My school has tall trees
and plants all around.**



I help my family by
collecting crops and
catching fish.

I respect the rainforest.



**The rainforest provides
food, shelter and
medicine.**

**In the evening I play with
my friends and help at
home!**

Speak soon,

Maria


Make a Nature Crown




Activity

Use nature to build a crown **fit for a King or Queen.**

You will need

 Bendy tree sticks

 Tape

 Fallen flowers and grass

1



Gather bendy sticks, fallen flowers and long grass.

Willow trees make ideal sticks!



2



Make a circle shape with your sticks and tape together.

Don't forget to see if it fits your head!

3



Wrap grass around the twigs. Push the flowers and sticks into position.



4



Now become King or Queen of the rainforest!



Antonio the Anteater



Cutout mask ✂



Antonio the Anteater



Cutout mask ✂

